




## PROTEIN RESIDUES

### Instant Swab Total Protein

(Cat. No. M2401)



### Kit components

- Test Pouch \* (50 units)
  - \* Including: Test swab & Reagent
- Instruction

### Features

- Simple and easy to use
- Quick detection of proteins
- Suitable for surface swabbing
- No need for special equipment

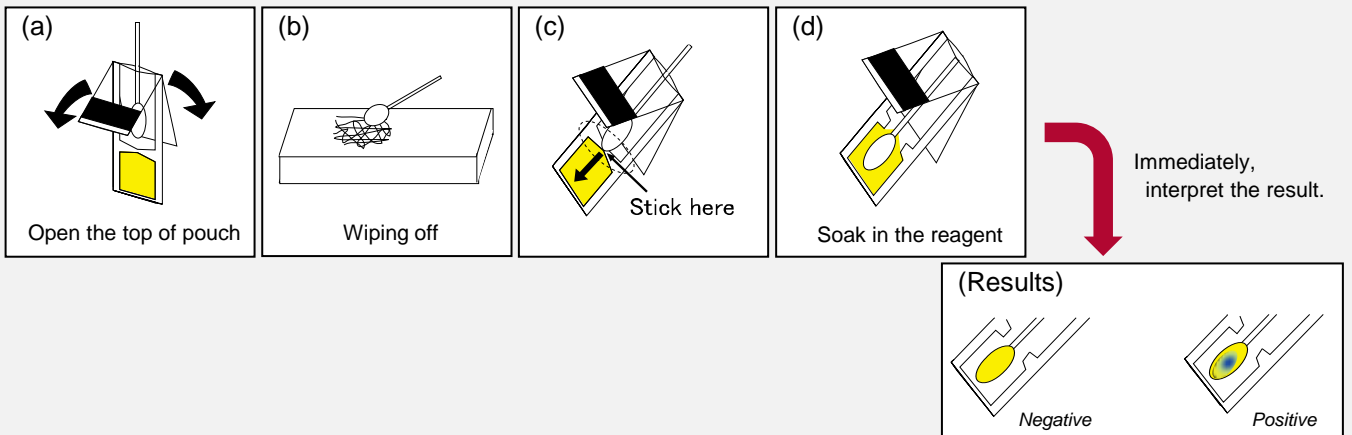
### Related Products

- ELISA Kit II
- Rapid Test Pro II
- Rapid Test Easy

### Performance

Sample preparation time	<b>Not Needed</b>
Assay time	<b>In seconds</b>
Limit of detection	<b>10 µg</b>

### Procedure



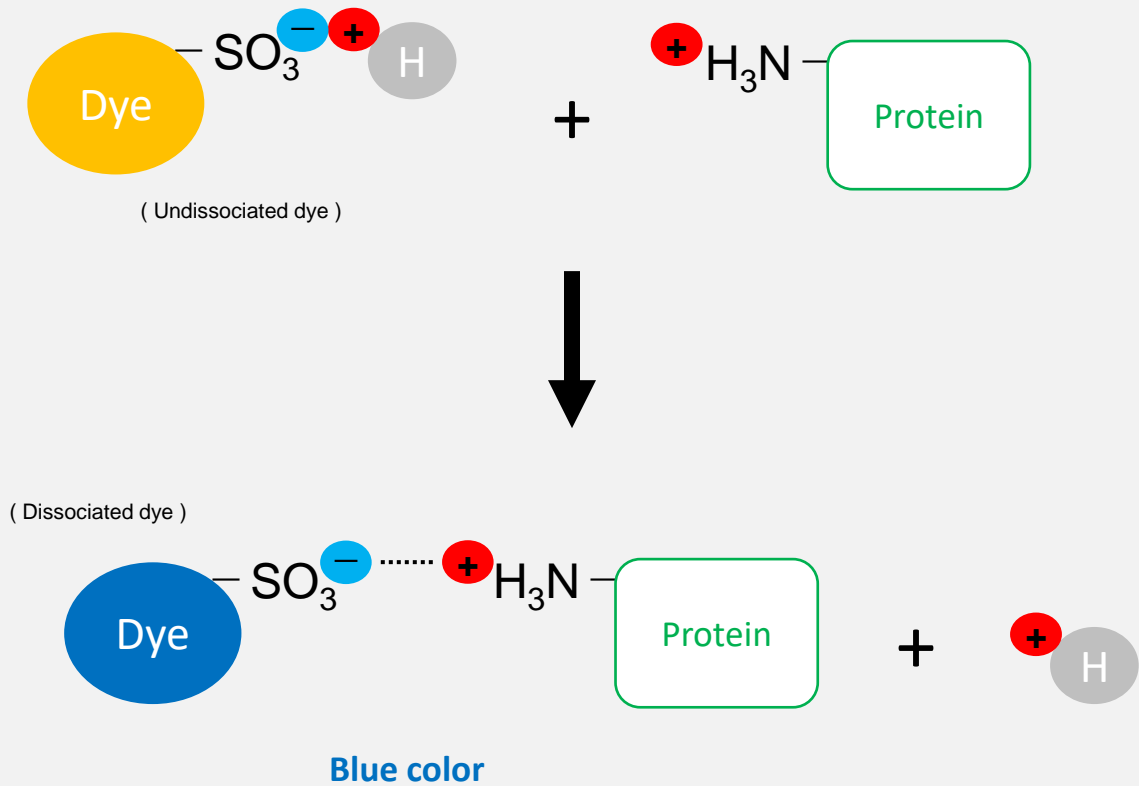
See instruction for more detail.

## Measurement Principle

- In acid solution, the anion of the dissociated dye binds to a positively charged site of a protein (see the below Figure).
- Due to the alteration of absorption wavelength, the color of the dye binding with proteins is different from that of the dye.
- If there are proteins in the reagent, the color will change. The color change is in proportion to the concentration of proteins.

(Reference: Y. Suzuki, *Anal Sci.* 2001 Nov;17(11):1263-8.)

**Figure:** the dye binds with positively charged protein



**Morinaga BioScience, Inc.**  
2-1-1 Shimosueyoshi,  
Tsurumi-ku, Yokohama-shi,  
230-8504  
Japan



<https://www.morinaga-biosci.com>



[info\\_miobs\\_e@morinaga.co.jp](mailto:info_miobs_e@morinaga.co.jp)



TEL +81-45-586-2515  
FAX +81-45-586-2517