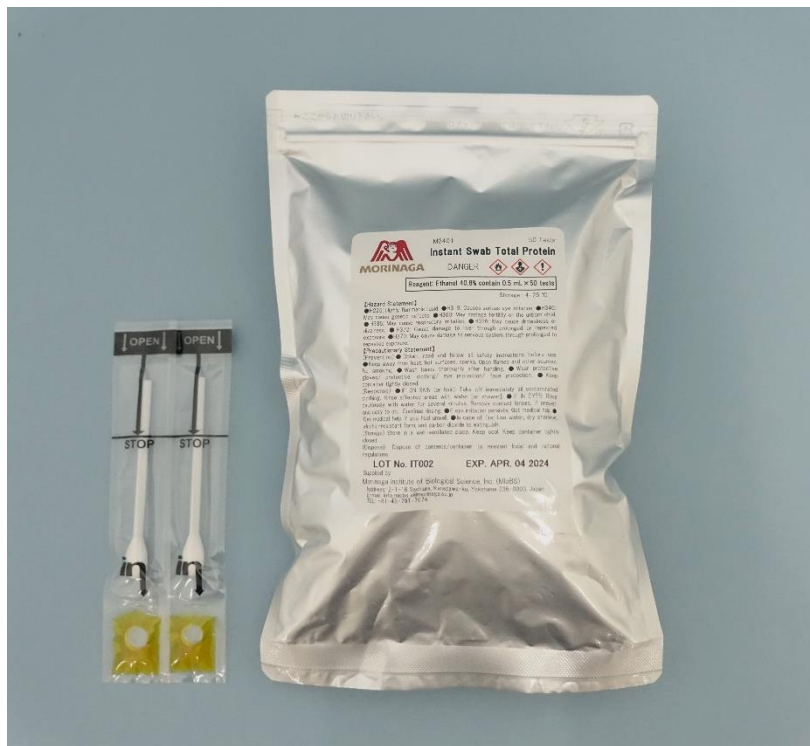




PROTEIN RESIDUES

Instant Swab Total Protein

(Cat. No. M2401)



Kit components

- Test Pouch * (50 units)
* Including: Test swab & Reagent
- Instruction

Features

- Simple and easy to use
- Quick detection of proteins
- Suitable for surface swabbing
- No need for special equipment

Related Products

- ELISA Kit II
- Rapid Test Pro II
- Rapid Test Easy

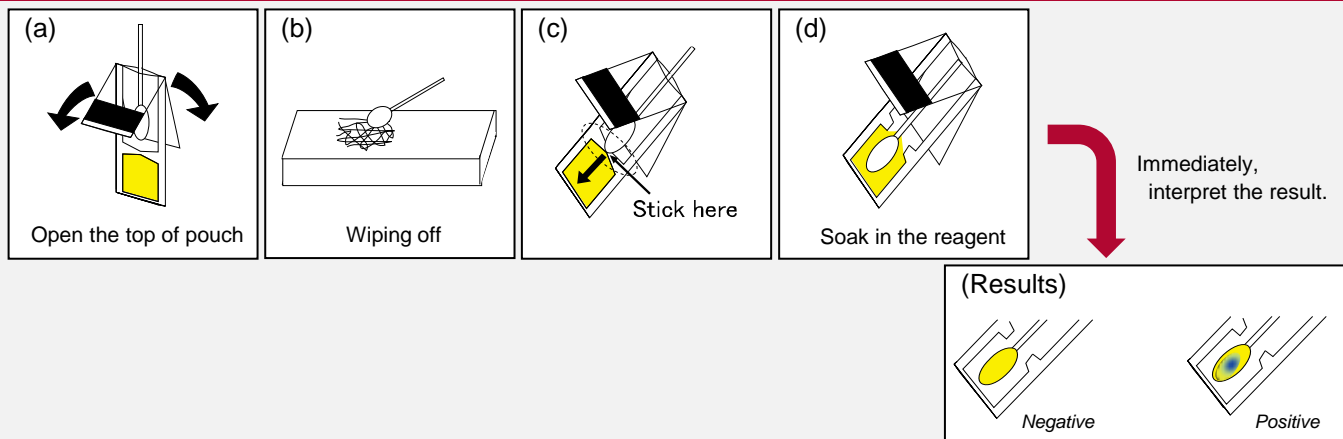
Performance

Sample preparation time **Not Needed**

Assay time **In seconds**

Limit of detection **10 µg**

Procedure



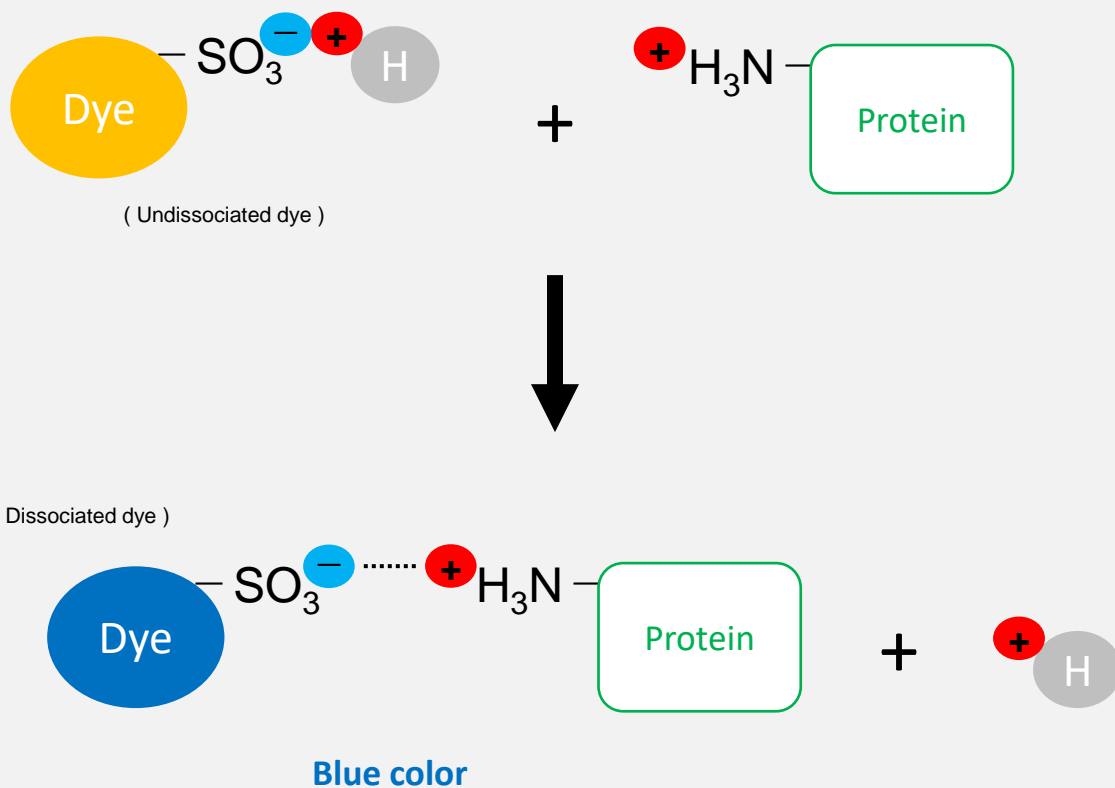
See instruction for more detail.

Measurement Principle

- In acid solution, the anion of the dissociated dye binds to a positively charged site of a protein (see the below Figure).
- Due to the alteration of absorption wavelength, the color of the dye binding with proteins is different from that of the dye.
- If there are proteins in the reagent, the color will change. The color change is in proportion to the concentration of proteins.

(Reference: Y. Suzuki, *Anal Sci.* 2001 Nov;17(11):1263-8.)

Figure: the dye binds with positively charged protein



Morinaga BioScience, Inc.
2-1-1 Shimosueyoshi,
Tsurumi-ku, Yokohama-shi,
230-8504
Japan



<https://www.morinaga-biosci.com>



info_miobs_e@morinaga.co.jp



TEL +81-45-586-2515

FAX +81-45-586-2517